

Abstract Reasoning

Question & Answers

What are abstract reasoning tests?

Abstract reasoning tests can also be referred to as diagrammatic and inductive reasoning tests. You will be expected to identify the relationships between shapes and figures, identify rules and similarities, and quickly apply these to establish the answer.

What do abstract reasoning tests measure?

Abstract reasoning tests assess how you think and reveal the level of dominance from your two sides of the brain.

“To be successful you need to be able to think creatively, and use lateral thinking to solve questions.”

Employers use these tests to assess your general intellectual potential and ability to evaluate new concepts. They are very similar to IQ tests and rely on your ability to see the underlying logic in a pattern or symbols or shapes. For jobs that are looking for you to demonstrate problem-solving and initiative, you can expect to be faced with an abstract reasoning test.

Instructions for use




We've provided 5 abstract reasoning questions and answers for you to work through. Try and do each one under timed conditions without looking at the answers. Once you've completed each one, look at the answer to assess your performance and see how you can improve moving forwards.

All questions are multiple choice and there is only one correct answer. Try to take the test in an environment where you will not be disturbed.


If you'd like more abstract reasoning test practice, you can access our huge [abstract reasoning test](#) vault online. They're all written by industry experts and are designed to replicate the real tests.

Question 1


Which of the following best matches the relationship between the shapes in the image?

	
	?


Ⓐ




Ⓑ



Ⓒ



Ⓓ



A)

B)

C)

D)

Solution

Answer = D. The arrow changes direction and the shape on the right has 1 more side than its counterpart on the left.

Question 2

Which domino comes next in the sequence?

The sequence of dominoes is as follows:

- Domino 1: Top face 6 dots, Bottom face 1 dot.
- Domino 2: Top face 1 dot, Bottom face 6 dots.
- Domino 3: Top face 5 dots, Bottom face 2 dots.
- Domino 4: Top face 2 dots, Bottom face 5 dots.
- Domino 5: Top face 4 dots, Bottom face 3 dots.
- Domino 6: A grey box with a question mark.

The options are:

- A) Top face 3 dots, Bottom face 4 dots.
- B) Top face 5 dots, Bottom face 5 dots.
- C) Top face 5 dots, Bottom face 1 dot.
- D) Top face 3 dots, Bottom face 1 dot.

A)

B)

C)

D)

Solution

Answer = A. This question is a bit trickier, as it is asking you to notice that there are two patterns appearing at the same time with alternating dominos. If you consider the 1st, 3rd and 5th dominos the pattern becomes more obvious; the top number is decreasing by 1 and the bottom is increasing by 1. Now look at the 2nd and 4th dominos, there is a similar progression happening with increasing and decreasing dots.

Question 3

Which is the next logical image in the sequence?

The sequence consists of five square boxes, each containing a 3x3 grid of dots. The dots are either black or white. The sequence is as follows:

- Box 1: 5 black dots, 7 white dots.
- Box 2: 7 black dots, 5 white dots.
- Box 3: 5 black dots, 7 white dots.
- Box 4: 7 black dots, 5 white dots.
- Box 5: A grey square with a question mark.

Below the sequence are five options labeled A through E, each with a 3x3 grid of dots:

- Option A: 5 black dots, 7 white dots.
- Option B: 7 black dots, 5 white dots.
- Option C: 5 black dots, 7 white dots.
- Option D: 7 black dots, 5 white dots.
- Option E: 7 white dots, 5 black dots.

A)

B)

C)

D)

E)

Solution

Answer = E. The black and white dots are alternating between 5 and 7 in number. In the last picture there are 5 white dots and 7 black ones, meaning the following image should contain 7 white dots and 5 black ones.

Question 4

Which is the next logical image in the sequence?

The sequence consists of five boxes. The first four boxes show two overlapping shapes: a square and a triangle, a triangle and a circle, a circle and a square, and a square and a circle. The fifth box is a grey square with a question mark. Below are five options labeled A through E, each in a box with a label above it.

A)

C)

E)

B)

D)

Solution

Answer = B. Each tile contains 2 overlapping shapes, 1 larger than the other. As the 2 shapes overlap a new, smaller shape is created inside the first large shape. The large shape in the following tile corresponds directly with this new shape that was created. When the shapes overlap the largest bisection is always within the biggest shape.

Question 5

Which is the odd string of letters out?

- (A) S F G H J
- (B) H J S F G
- (C) F G H J S
- (D) J S F G H
- (E) G S F H J

A)

B)

C)

D)

E)

Solution

Answer = E. Each string of letters contains S, F, G, H and J appearing in a loop. It is easier to imagine if you can see multiple loops appearing consecutively: S-F-G-H-J-S-F-G-H-J-S-F-G-H-J A, B, C and D strings all include letters in the right order to fit in the same loop. For example, F always follows S and precedes G however in the last string (E) The letters are out of order.

Practice 1000's aptitude tests online

Join 9+ million people and access our complete Aptitude Testing catalogue online.



Numerical Reasoning

45 tests | 900 questions



Verbal Reasoning

45 tests | 675 questions



Diagrammatic Reasoning

30 tests | 300 questions



Abstract Reasoning

1 tests | 10 questions



Inductive Reasoning

1 tests | 10 questions



Mechanical Reasoning

1 tests | 10 questions



Financial Reasoning

1 tests | 10 questions



Spatial Reasoning

1 tests | 10 questions



Logical Reasoning

1 tests | 10 questions



Prepare yourself for leading employers



